





KX LOW-PROFILE MONITOR MOUNTS



Extend

KX MODELS

Kontour KX Series Monitor Mounts provide the most complete range of motion available due to our exclusive FlexLink design. KX Series mounts optimize depth of multi-monitor installs for shallow depth desktops, while still providing full range of motion for screen sharing with colleagues. Available in dual, triple and quad-monitor configurations in multiple finish options.



Gas Cylinder

KX FEATURES

Best-in-class 5 to 25 lb dynamic weight capacity range makes specification simple - one product to standardize the whole office

Tool-free, hinged cable covers quickly snap into place around cables for a clean look

FlexLink provides full range of motion while optimizing depth of multi-monitor installs on shallow-depth desktops (24" or less)

Simple, 3-step installation with quick-connect monitor interface, and integrated tool storage in base



Flex Link

Centris® Extreme Tilt provides up to +75°/-10° of adjustment for ideal positioning*

Effortless swivel, extension and portrait-to-landscape rotation provides a wide range of motion

Independent column interface enables easy upgrade from single- to quad-monitor installations without impacting the existing installation

Integrated VESA® 75 x 75 mm and 100 x 100 mm interface compatible with most monitors

Silver displays are shown with Apple® VESA® adapter.



Extreme Tilt



Column System



KX LOW-PROFILE MONITOR MOUNTS



Single Monitor
KXD220



Dual Monitor Array
KXC220



Dual Monitor
KXC330



Triple Monitor
KXC420

KX Desk MOUNTS

Model	Monitor Configuration	Minimum Depth from Back of Desk	Maximum Extension	Manual Height Adjust	Dynamic Height Adjust	Weight Capacity (per monitor)	Colors
KXD220	DUAL	2.45" (62 mm)	20.6" (400 mm)	N/A	13" (330 mm)	5 - 25 lbs (2.3 - 10 kg)	S B W
KXC220	DUAL	2.45" (62 mm)	22.5" (571 mm)	7" (178 mm)	13" (330 mm)	5 - 25 lbs (2.3 - 10 kg)	S B W
KXC330	TRIPLE	2.45" (62 mm)	22.5" (352 mm)	7" (178 mm)	13" (330 mm)	5 - 20 lbs (2.3 - 10 kg)	S B W
KXC420	QUAD	2.45" (62 mm)	22.5" (523 mm)	7" (178 mm)	13" (330 mm)	5 - 20 lbs (2.3 - 10 kg)	S B W



K1 DYNAMIC MONITOR MOUNTS


K1 MODELS

Kontour K1 Series monitor mounts create flexible, functional workspaces in a wide variety of settings. The ergonomic designs are easy to adjust for proper alignment while maintaining a sleek aesthetic. Available in single, dual, triple and quad-monitor configurations with multiple color options.

Column Desk MOUNTS



Desk MOUNTS




Extended Reach MOUNTS

K1 Desk MOUNTS							
Model	Monitor Configuration	Minimum Depth from Back of Desk	Maximum Extension	Manual Height Adjust	Dynamic Height Adjust	Weight Capacity (per monitor)	Colors
K1C110	SINGLE	2.45" (62 mm)	15.7" (400 mm)	7" (178 mm)	13" (330 mm)	5 - 25 lbs (2.3 - 11.3 kg)	S B
K1C120	SINGLE	2.45" (62 mm)	22.5" (571 mm)	7" (178 mm)	13" (330 mm)	5 - 25 lbs (2.3 - 11.3 kg)	S B W
K1C210	DUAL	2.45" (62 mm)	13.9" (352 mm)	7" (178 mm)	13" (330 mm)	5 - 25 lbs (2.3 - 11.3 kg)	S B
K1C220	DUAL	2.45" (62 mm)	20.6" (523 mm)	7" (178 mm)	13" (330 mm)	5 - 25 lbs (2.3 - 11.3 kg)	S B W
K1C330	TRIPLE	2.45" (62mm)	25.5" (648 mm)	7" (178 mm)	13" (330 mm)	5 - 20 lbs (2.3 - 9 kg)	S B W
K1C420	QUAD	2.45" (62 mm)	25.5" (648 mm)	N/A	13" (330 mm)	5 - 20 lbs (2.3 - 9 kg)	S B W
K1C22H	DUAL ARRAY	6.16" (156 mm)	23.1" (587 mm)	7" (178 mm)	13" (330 mm)	2 - 9 lbs (0.9 - 4.08 kg)	S B
K1D120	SINGLE	2.45" (62 mm)	20.6" (523 mm)	N/A	13" (330 mm)	5 - 25 lbs (2.3 - 11.3 kg)	S B W
K1D220	DUAL	2.45" (62 mm)	21.6" (549 mm)	N/A	13" (330 mm)	5 - 25 lbs (2.3 - 11.3 kg)	S B W
K1D22H	DUAL ARRAY	4.3" (109 mm)	21.2" (538 mm)	N/A	13" (330 mm)	2 - 9 lbs (0.9 - 4.08 kg)	S B

Silver displays are shown with Apple® VESA® adapter.

K1 FEATURES



Extend



Gas Cylinder



Extreme Tilt

Reduced Height MODELS

Kontour K1 reduced height mounts take the series to a new level! These solutions provide a lower viewing height for users whether it's to accommodate bi-focal glasses or meet ergonomic needs. Reduced height mounts are also ideal for mounting touch panel screens or attaching to a podium or lectern.



Single Monitor
K1C120_XRH



Dual Monitor
K1C220_XRH



Dual Monitor Array
K1C22H_XRH



Single Monitor
K1D120_XRH



Dual Monitor
K1D220_XRH



Single Monitor Array
K1D22H_XRH

K1 Reduced Height Desk MOUNTS

Model	Monitor Configuration	Minimum Depth from Back of Desk	Maximum Extension	Manual Height Adjust	Dynamic Height Adjust	Weight Capacity (per monitor)	Colors
K1C120_XRH	SINGLE	2.45" (62 mm)	22.5" (571 mm)	7" (178 mm)	13" (330 mm)	5 - 25 lbs (2.3 - 11.3 kg)	S B W
K1C220_XRH	DUAL	2.45" (62 mm)	20.6" (523 mm)	7" (178 mm)	13" (330 mm)	5 - 25 lbs (2.3 - 11.3 kg)	S B W
K1C22H_XRH	DUAL ARRAY	6.54" (166 mm)	23.5" (597 mm)	7" (178 mm)	13" (330 mm)	2 - 9 lbs (0.9 - 4.08 kg)	S B
K1D120_XRH	SINGLE	2.45" (62 mm)	20.6" (523 mm)	N/A	13" (330 mm)	5 - 25 lbs (2.3 - 11.3 kg)	S B W
K1D220_XRH	DUAL	2.45" (62 mm)	21.1" (536 mm)	N/A	13" (330 mm)	5 - 25 lbs (2.3 - 11.3 kg)	S B W
K1D22H_XRH	DUAL ARRAY	4.3" (109 mm)	21.2" (538 mm)	N/A	13" (330 mm)	2 - 9 lbs (0.9 - 4.08 kg)	S B

K1 Extended Reach Desk MOUNTS

Model	Monitor Configuration	Minimum Depth from Back of Desk	Maximum Extension	Dynamic Height Adjust	Weight Capacity (per monitor)	Colors
K1D130	SINGLE	2.45" (62 mm)	27.4" (695 mm)	13" (330 mm)	5 - 25 lbs (2.3 - 11.3 kg)	S B
K1D230	DUAL	2.45" (62 mm)	27.9" (707 mm)	13" (330 mm)	5 - 25 lbs (2.3 - 11.3 kg)	S B

Silver displays are shown with Apple® VESA® adapter.

K1 DYNAMIC MONITOR MOUNTS

Slat Wall MOUNTS



Single Monitor
K1S120



Dual Monitor
K1S220



Dual Monitor Array
K1S22H

Wall MOUNTS



Single Monitor
K1W110

Single Monitor
K1W120

Dual Monitor
K1W220

Dual Monitor Array
K1W22H

Single Monitor
K1W120_XRH

Dual Monitor
K1W220_XRH

K1 Slat Wall MOUNTS

Model	Monitor Configuration	Minimum Depth from Wall	Maximum Extension	Dynamic Height Adjust	Weight Capacity (per monitor)	Colors
K1S120	SINGLE	2.45" (62 mm)	20.08" (510 mm)	13" (330 mm)	5 - 25 lbs (2.3 - 11.3 kg)	S B W
K1S220	DUAL	2.45" (62 mm)	21.77" (553 mm)	13" (330 mm)	5 - 25 lbs (2.3 - 11.3 kg)	S B
K1S22H	DUAL ARRAY	3.1" (78 mm)	21.4" (544 mm)	13" (330 mm)	2 - 9 lbs (0.9 - 4.1 kg)	S B

K1 Wall MOUNTS

Model	Monitor Configuration	Minimum Depth from Wall	Maximum Extension	Dynamic Height Adjust	Weight Capacity (per monitor)	Colors
K1W110	SINGLE	2.45" (62 mm)	13.42" (341 mm)	13" (330 mm)	5 - 25 lbs (2.3 - 11.3 kg)	S B
K1W120	SINGLE	2.45" (62 mm)	20.17" (512 mm)	13" (330 mm)	5 - 25 lbs (2.3 - 11.3 kg)	S B W
K1W220	DUAL	2.45" (62 mm)	20.67" (525 mm)	13" (330 mm)	5 - 25 lbs (2.3 - 11.3 kg)	S B
K1W22H	DUAL ARRAY	3.1" (79 mm)	20.8" (528 mm)	13" (330 mm)	2 - 9 lbs (0.9 - 4.1 kg)	S B
K1W120_XRH	SINGLE	2.45" (62.2 mm)	20.31" (515.9 mm)	13" (330.2 mm)	5 - 25 lbs (2.3 - 11.3 kg)	S B W
K1W220_XRH	DUAL	2.45" (62.2 mm)	20.81" (528.6 mm)	13" (330.2 mm)	5 - 25 lbs (2.3 - 11.3 kg)	S B W

Silver displays are shown with Apple® VESA® adapter.

K1 DYNAMIC MONITOR MOUNTS

Pole MOUNTS



Single Monitor
KIP110



Single Monitor
KIP120



Dual Monitor
KIP220



Dual Monitor Array
KIP22H



Single Monitor
KIP120_XRH



Dual Monitor
KIP220_XRH



K1 Pole MOUNTS						
Model	Monitor Configuration	Minimum Depth from Pole	Maximum Extension	Dynamic Height Adjust	Weight Capacity (per monitor)	Colors
KIP110	SINGLE	2.45" (62 mm)	12.69" (322 mm)	13" (330 mm)	5 - 25 lbs (2.3 - 11.3 kg)	S B
KIP120	SINGLE	2.45" (62 mm)	19.44" (494 mm)	13" (330 mm)	5 - 25 lbs (2.3 - 11.3 kg)	S B
KIP120_XRH	SINGLE	2.45" (62 mm)	19.71" (501 mm)	13" (330 mm)	5 - 25 lbs (2.3 - 11.3 kg)	S B
KIP220	DUAL	2.45" (62 mm)	20.07" (510 mm)	13" (330 mm)	5 - 25 lbs (2.3 - 11.3 kg)	S B
KIP220_XRH	DUAL	2.45" (62 mm)	20.21" (513 mm)	13" (330 mm)	5-25 lbs (2.3 - 11.3 kg)	S B
KIP22H	DUAL ARRAY	3.1" (78.7 mm)	20.21" (513 mm)	13" (330 mm)	2 - 9 lbs (0.9 - 4.1 kg)	S B

Silver displays are shown with Apple® VESA® adapter.

K2 ARTICULATING MONITOR MOUNTS



Tilt

K2 MODELS

Heavy-duty Kontour Series K2 monitor mounts are strong, stylish and ergonomic. Built-in adjustments and cable management contribute to a clean and functional work environment. Available in black or silver finishes with single and dual monitor configurations.



Extend

K2 FEATURES

Monitor height can be adjusted on desk models by sliding the arm vertically along the column - lock it into place by turning the adjustment knob.

Effortless swivel, extension and portrait-to-landscape rotation provide a wide range of motion.



Height Adjust

Centris® Turn-Tite provides fingertip tilt and can be locked into place with the Centris dial.

Integrated VESA® 75 x 75 mm and 100 x 100 mm interface compatible with most monitors.

Cable management loops included to easily route cables along mounting arm.



K2 ARTICULATING MONITOR MOUNTS

Column Desk MOUNTS



Single Monitor
K2C110



Single Monitor
K2C120



Dual Monitor
K2C220



Dual Monitor Array
K2C22H

Wall MOUNTS



Single Monitor
K2W110



Single Monitor
K2W120



Dual Monitor
K2W220



Dual Monitor Array
K2W22H

K2 Desk MOUNTS

Model	Monitor Configuration	Minimum Depth from Back of Desk	Maximum Extension	Weight Capacity (per monitor)	Colors
K2C110	SINGLE	6.01" (153 mm)	12.76" (324 mm)	40 lbs (18.1 kg)	S B
K2C120	SINGLE	6.01" (153 mm)	19.51" (496 mm)	40 lbs (18.1 kg)	S B
K2C220	DUAL	4.1" (105 mm)	17.6" (448 mm)	25 lbs (11.3 kg)	S B
K2C22H	DUAL	6.16" (156 mm)	19.66" (499.4 mm)	15 lbs (6.8 kg)	S B

K2 Wall MOUNTS

Model	Monitor Configuration	Minimum Depth from Wall	Maximum Extension	Weight Capacity (per monitor)	Colors
K2W110	SINGLE	2.95" (75 mm)	10.45" (265 mm)	40 lbs (18.1 kg)	S B
K2W120	SINGLE	2.95" (75 mm)	17.2" (437 mm)	40 lbs (18.1 kg)	S B
K2W220	DUAL	2.95" (75 mm)	17.7" (450 mm)	25 lbs (11.3 kg)	S B
K2W22H	DUAL ARRAY	3.1" (79 mm)	17.35" (441 mm)	15 lbs (6.8 kg)	S B

Silver displays are shown with Apple® VESA® adapter.

K2 ARTICULATING MONITOR MOUNTS

Pole MOUNTS



Single Monitor
K2P110



Single Monitor
K2P120



Dual Monitor
K2P220



Dual Monitor Array
K2P22H

K2 Pole MOUNTS					
Model	Monitor Configuration	Minimum Depth from Pole	Maximum Extension	Weight Capacity (per monitor)	Colors
K2P110	SINGLE	2.95" (75 mm)	9.85" (250 mm)	40 lbs (18.1 kg)	S B
K2P120	SINGLE	2.95" (75 mm)	16.6" (422 mm)	40 lbs (18.1 kg)	S B
K2P220	DUAL	2.95" (75 mm)	17.1" (434 mm)	25 lbs (11.3 kg)	S B
K2P22H	DUAL ARRAY	3.1" (79 mm)	16.75" (424 mm)	15 lbs (6.8 kg)	S B

Silver displays are shown with Apple® VESA® adapter.



Popular accessories



KRA220	Compatibility
Extension Arm Accessory	K1 and K2 Series Mounts



KRA235	Compatibility
FleXlink Arm Kit	K1 and K2 Series Mounts



KRA221	Compatibility
K1C Expansion Arm Kit	K1C Series Column Mounts



KRA221_XRH	Compatibility
K1C Reduced Height Expansion Arm Kit	K1C Series Reduced Height Column Mounts



KRA222	Compatibility
K2C Expansion Arm Kit	K2C Series Column Mounts



KRA223	Compatibility
Dual Monitor Array Bar	K1 and K2 Series Mounts




KRA225	Compatibility
Extreme Tilt Head Accessory	K1 and K2 Series Mounts



KRADPC22	Compatibility
Desktop Power Centers	2 AC + 2 USB-A



KRADPC32	Compatibility
Desktop Power Centers	3 AC + 2 USB-A



KSA1250B	Compatibility
Quick-Connect Interface for Dell UltraSharp Monitors	All Kontour products



KRA227	Compatibility
K1 Dual Monitor Expansion Arm Kit	K1D, K1P, K1S and K1W Series Mounts



KRA227_XRH	Compatibility
K1 Reduced Height Dual Monitor Expansion Arm Kit	K1D, K1P, K1S and K1W Series Mounts



KRA228	Compatibility
K2 Dual Monitor Expansion Arm Kit	K2 Series Wall & Pole mounts



KRA300	Compatibility
Laptop Tray Accessory	All Kontour Mounts



KRA231	Compatibility
Column Mounted Extreme Tilt Head Accessory for K1 & K2 Column Mounts	K1 & K2 Series Column Mounts



KRA232B & KRA233B	Compatibility
Thin Client PC Mounting Accessories	K1 & K2 Series Column Mounts

Quick-Ship SOLUTIONS



Chief's Quick-Ship Monitor Solutions are always in stock and often ship same-day. Most other monitor products typically ship in 48 hours or less, depending on order quantity. Look for the Quick Ship icon throughout this brochure!

Office System INSTALLATIONS

Kontour Series Wall Mounts can be combined with Chief's custom or universal OFB brackets for mounting directly to a wide variety of office systems.

Lead THE WAY

Chief's Kontour Series monitor mounts qualify for LEED® Materials & Resources credits 4.1 and 4.2 for recycled content. Kontour mounts also contribute to proper ergonomic workstations, which may qualify for an Innovation in Design credit.

Quality YOU CAN RELY ON

In conjunction with our company-wide sustainability initiatives, Chief Kontour Series Mounts are designed to be RoHS compliant. We stand behind our products and warrant that they be free of defects in material and workmanship for 10 years.

Visit legrandav.com/warranty for details.

Available on

Configura CET Designer, Project Matrix, 2020, KITS Collaborator and My Resource Library



INSTALLER INSPIRED | legrandav.com

USA P 866.977.3901 E av.chief.support@legrand.com
CANADA P 877.345.4329 E av.chief.canada@legrand.com
EMEA P +31 495 580 840 E av.emea.sales@legrand.com
APAC P +852 2145 4099 E av.asia.sales@legrand.com

©2019 Legrand AV Inc. 190124 4/19 Chief is a registered trademark of Legrand AV Inc. All other brand names or marks are used for identification purposes and are trademarks of their respective owners. All patents are protected under existing designations. Other patents pending.



COMMERCIAL BRANDS

Chief | Da-Lite | Middle Atlantic | Projecta | Vaddio