

## INSTRUCTIONS FOR

# No. 11 and No. 23 Wall Brackets

## Disclaimer

Milestone and its affiliated corporations and subsidiaries (collectively "Milestone"), intend to make this manual accurate and complete. However, Milestone makes no claim that the information contained herein covers all details, conditions or variations, nor does it provide for every possible contingency in connection with the installation or use of this subject to change without notice or obligation of any kind. Milestone makes no representation of warranty, expressed or implied, regarding the information contained herein. Milestone assumes no responsibility for accuracy, completeness or sufficiency of the information contained in this document.

Da-Lite® is a registered trademark of Milestone AV Technologies. All rights reserved.

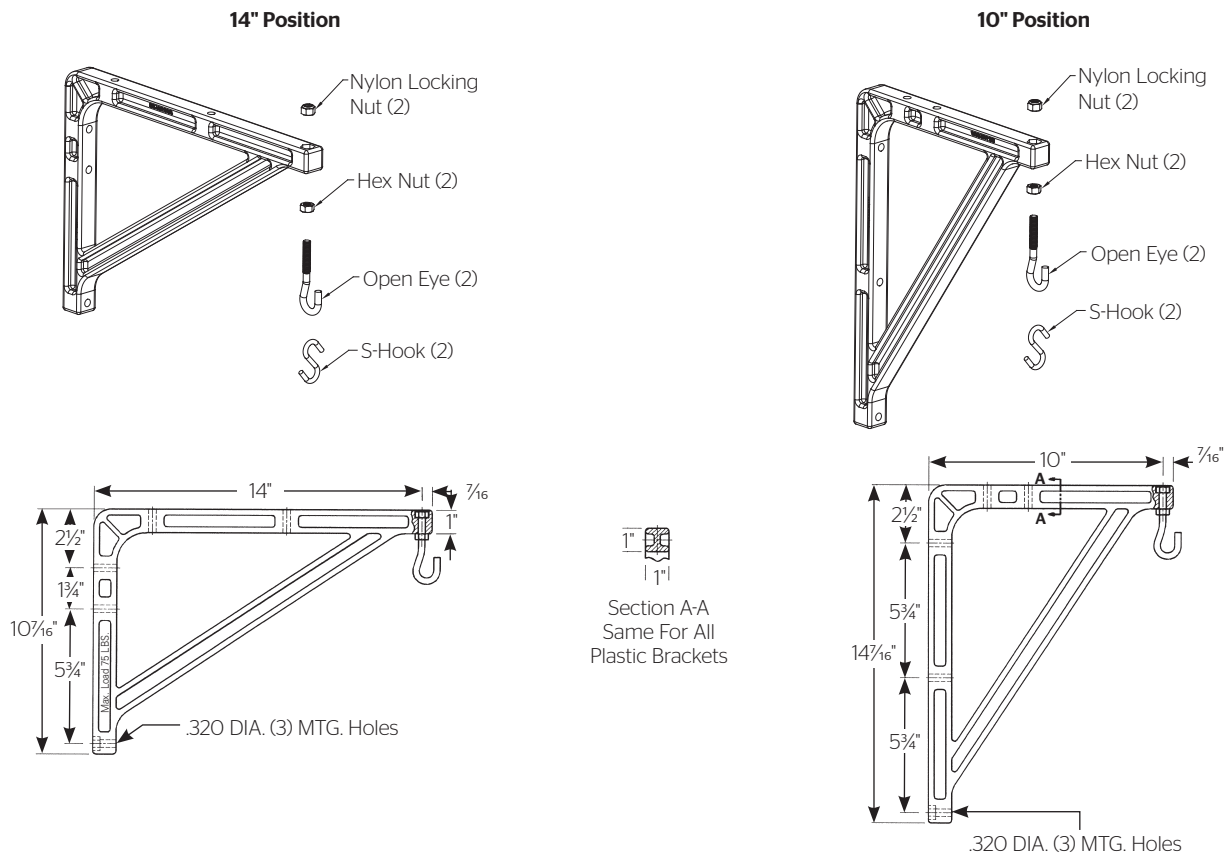
## Installation

### Wall fasteners not included

- Install eye bolts in wall brackets. Determine the height and location of the screen to be mounted and mark. Measure the distance between the centers of the 2 mounting rings on the screen. Transfer the measurement to the wall and attach the wall brackets securely to the wall at those points.
- Maximum recommended fastener size is 5/16" diameter.
- Do not overtighten fasteners.
- Extension wall brackets are only to be used with screens weighing 75 pounds or less.
- Hang screen from the eye bolts with S-hooks.  
**Crimp both loops of S-hooks closed.**

## No. 11 Extension Wall Brackets

- Screen can be extended 10" or 14" from wall by selecting one of the two mounting positions shown below.

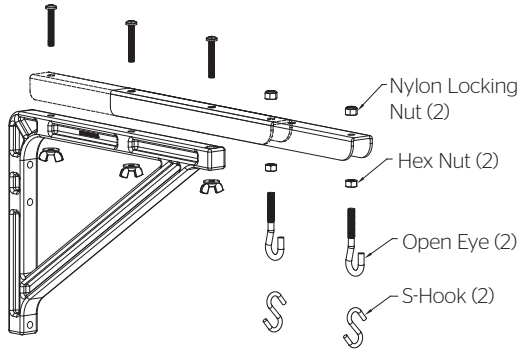


# No. 23 Extension Wall Brackets

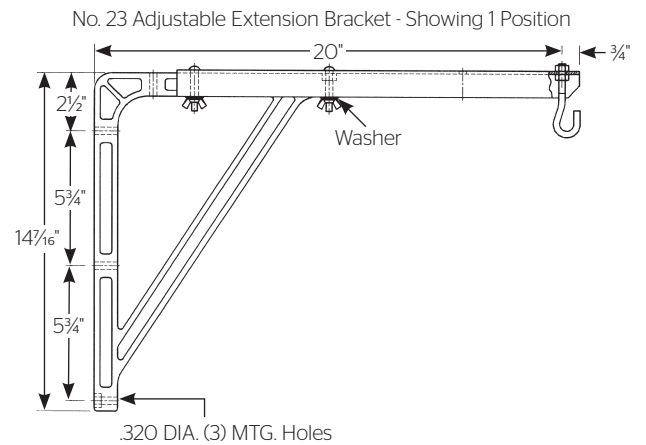
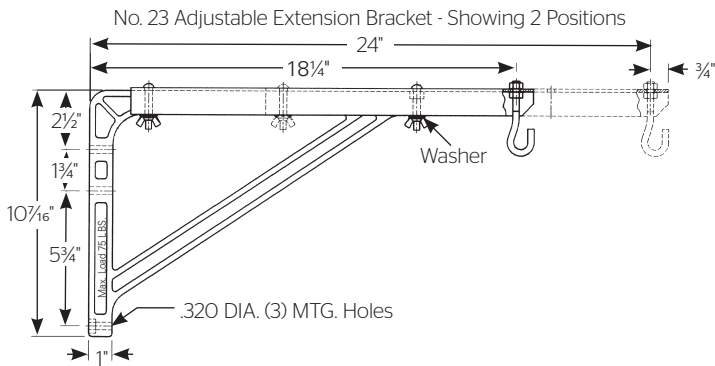
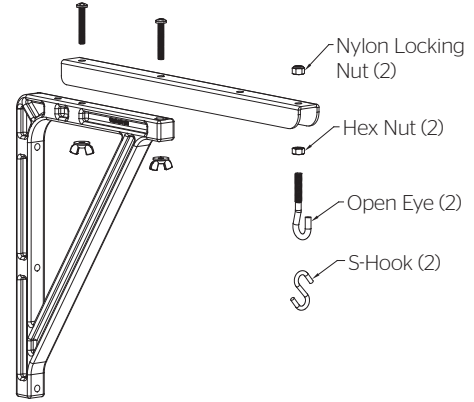
- Screen can be extended 18¼", 20" or 24" from wall by selecting one of the two mounting positions shown below and wing nut and bolt adjustment.

- Extension arm holes should be lined up with desired holes in plastic bracket. Attach extension arms to wall brackets.

## 18¼" AND 24" POSITIONS



## 20" POSITION



Section A-A  
Same For All  
Plastic Brackets



A BRAND OF MILESTONE AV TECHNOLOGIES | [www.milestone.com](http://www.milestone.com)

P 800.622.3737 / 574.267.8101 F 877.325.4832 / 574.267.804

E [info@da-lite.com](mailto:info@da-lite.com)

In British Columbia, Milestone AV Technologies ULC carries on business as MAVT Milestone AV Technologies ULC.

©2018 Milestone AV Technologies, DL-0339 (Rev. 2) 0418.

Da-Lite is a registered trademark of Milestone AV Technologies. All other brand names or marks are used for identification purposes and are trademarks of their respective owners. All patents are protected under existing designations. Other patents pending.