



INSTRUCTION BOOK FOR
Special Needs Lecterns



All Models

Power

Connect power supply to 110/120 VAC 3-wire outlet (220/240 VAC models to 220/240 VAC source).

Digital Clock/Count Down Timer

Select desired mode; adjust time with SET switch. Unit will remain operational as long as the main power supply is on.

NOTE: Power interruptions will cause the clock to flash until reset.

Height Adjustment

The reading surface adjustment is controlled by the switch marked HEIGHT and provides 8 - 9 inches of elevation. To raise or lower, depress HEIGHT switch.

Sound Models



Plug microphone into shock mount on reading surface. Turn main power switch located under reading surface on. Rotate "MAIN MIC", "TREBLE" and "BASS" controls fully counterclockwise to minimum volume position. Turn speaker switch located on dash panel to "on" position. While speaking into the microphone, slowly increase "Main Mic" volume by turning knob clockwise.

Adjust until feedback begins, then decrease volume to stable condition or lower to desired volume level. Adjust bass and treble controls to desired tonal quality. Turn SPEAKER SWITCH to "off" position when done using the sound system.

Auxiliary Microphone (XLR Jack)

The auxiliary mic input is located under the reading surface and is used for a second mic or wireless microphone input. The volume control is located on the dash panel. The aux. mic input is balanced low impedance (600 Ω) and is phantom powered so condenser type microphone can be used.

Auxiliary Line Input (1/4" Phone Jack)

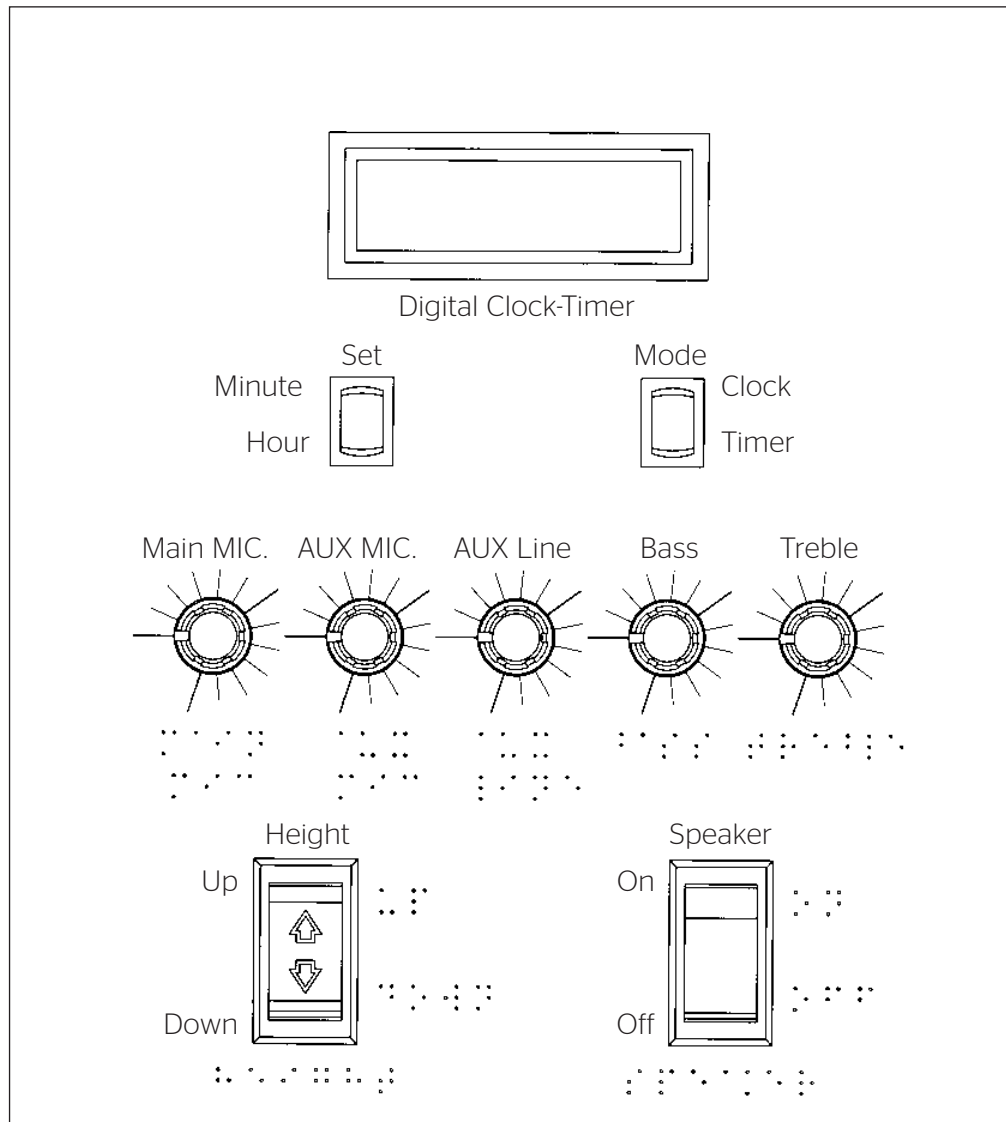
The auxiliary input is used for playback of tape player, musical instrument, VCR, or an audio feed from another sound system. The volume control is located on dash panel.

Auxiliary Line Output (1/4" Phone Jack)

The signal output is a composite of all the inputs and can be fed directly to an audio or video tape recorder. Or, the line output can be fed to another sound system to combine systems for greater output, or it may be fed to the input of a hearing impaired system.

External Speaker Outputs (1/4" Phone Jack)

The external speaker outputs can be used to drive external speakers in lieu of the internal lectern speaker. When a plug is inserted into the external speaker jacks, the internal speaker is disconnected. The powerful (50 watts) is adequate to drive several speakers provided the total load impedance is not less than 2 ohms. The output of the amplifier is self-protecting against overload; however, low impedance loads (below 2 Ω) will cause excessive heating reducing amplifier output.

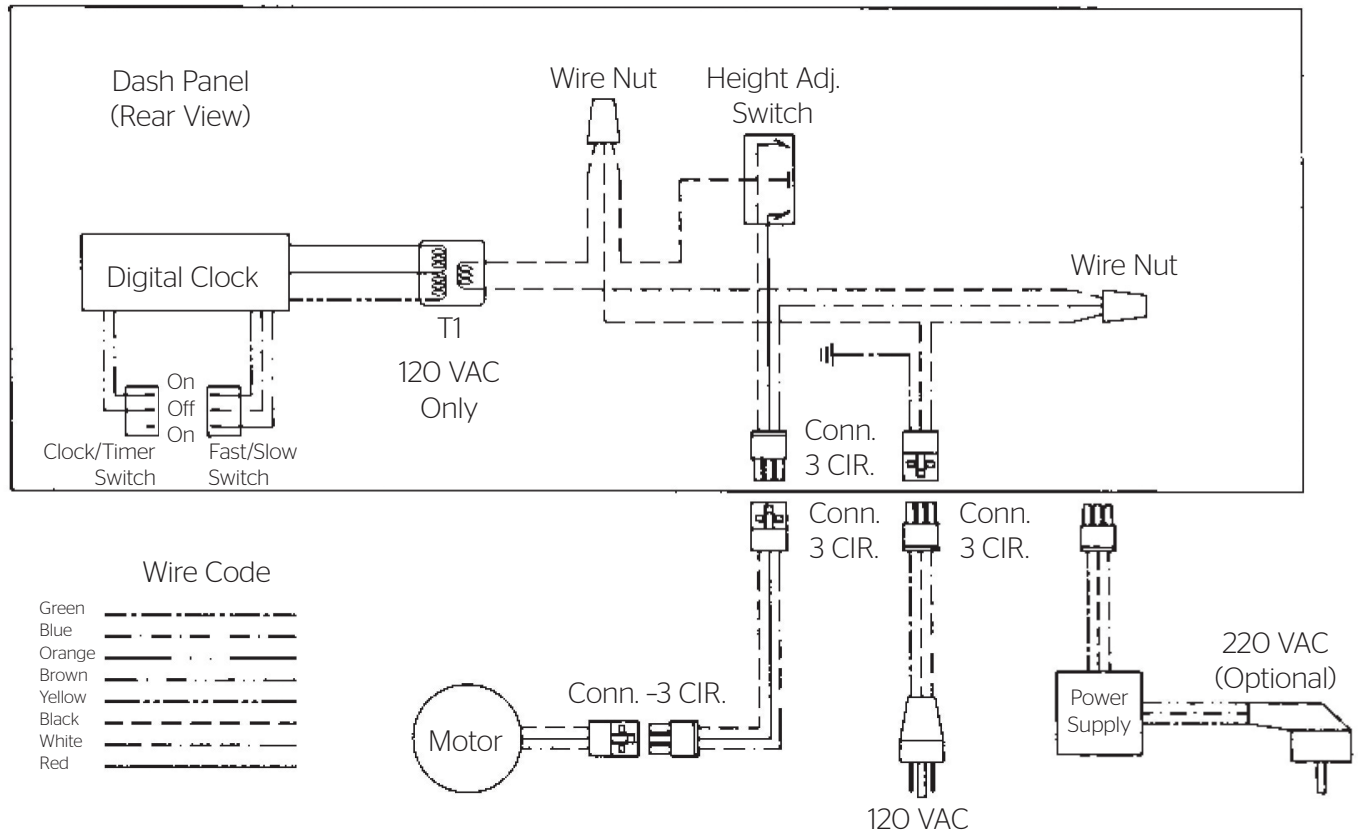


Service

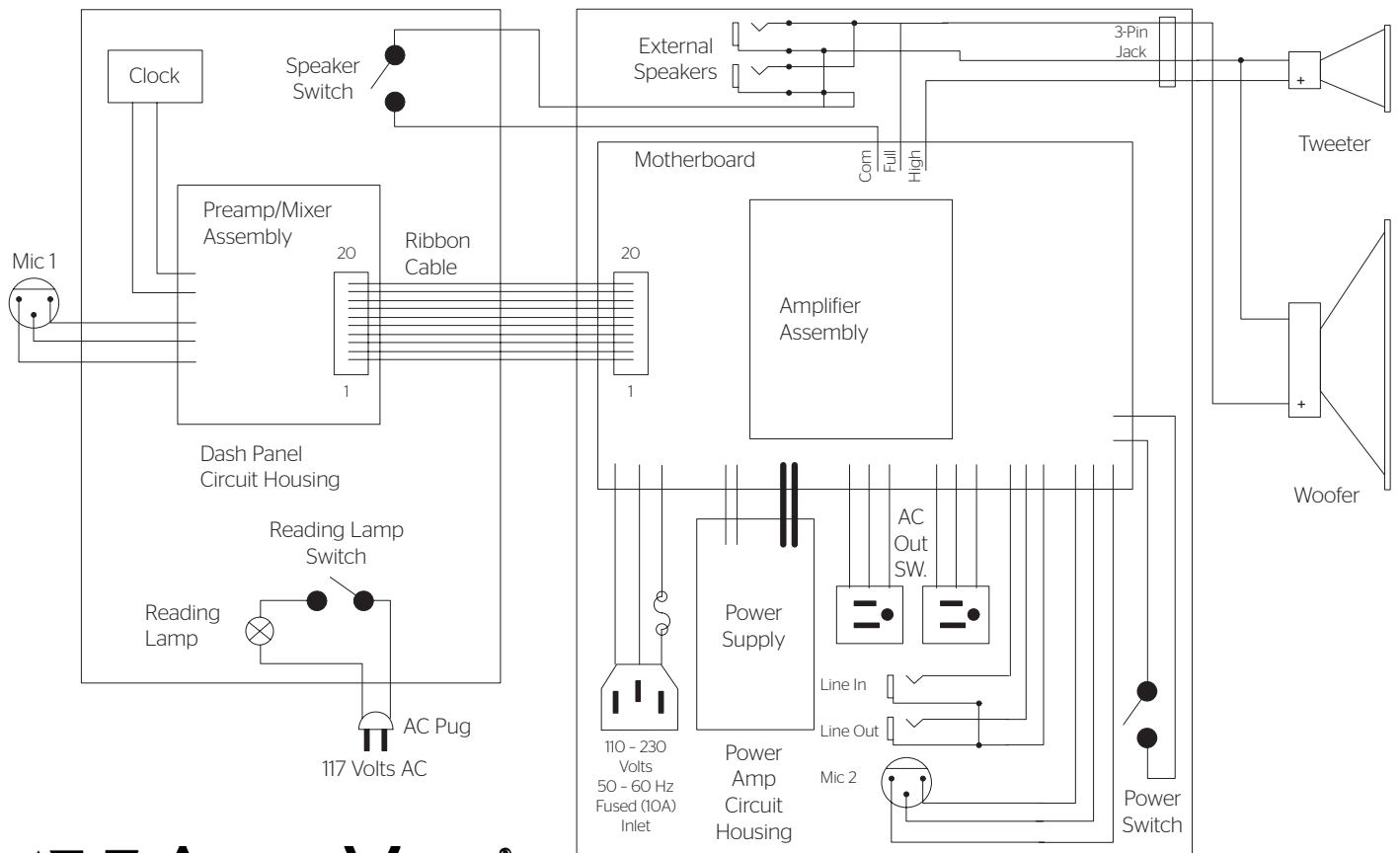
The Da-Lite sound system is modular in design for ease of service. The power supply and amplifier are accessed inside the lectern body.

If your lectern fails to operate on a known power source, be sure to check the circuit breaker located on the Power Supply for a tripped condition. Reset to restore function. If breaker continues to trip, discontinue use of product until problem can be diagnosed.

Lectern Wiring Diagram - Non-Sound System



Lectern Wiring Diagram - Sound System



AMPLI VOX®
PORTABLE SOUND SYSTEMS
Sound System by AmpliVox®

LIMITED ONE YEAR WARRANTY ON DA-LITE PRESENTATION PRODUCTS

Milestone AV Technologies LLC warrants certain Da-Lite branded products to the original purchaser only, to be free from defects in materials and workmanship for a period of one (1) year from the date of purchase by the original purchaser; provided they are properly operated according to Da-Lite's instructions and are not damaged due to improper handling or treatment after shipment from the factory.

This warranty does not apply to equipment showing evidence of misuse, abuse or accidental damage, or which has been tampered with or repaired by a person other than authorized Da-Lite personnel.

Da-Lite's sole obligation under this warranty shall be to repair or to replace (at Da-Lite's option) the defective part of the merchandise. Returns for service should be made to your Da-Lite dealer. If it is necessary for the dealer to return the screen or part to Da-Lite, transportation expenses to and from Da-Lite are payable by the purchaser and Da-Lite is not responsible for damage in shipment. To protect yourself against damage or loss in transit, insure the product and prepay all transportation expenses.

TO THE MAXIMUM EXTENT PERMITTED BY APPLICABLE LAW, THIS WARRANTY IS IN LIEU OF ALL OTHER WARRANTIES, EXPRESS OR IMPLIED, INCLUDING WARRANTIES AS TO FITNESS FOR USE AND MERCHANTABILITY. Any implied warranties of fitness for use, or merchantability, that may be mandated by statute or rule of law are limited to the one (1) year warranty period. This warranty gives you specific legal rights, and you may also have other rights, which vary from state-to-state. **TO THE MAXIMUM EXTENT PERMITTED BY APPLICABLE LAW, NO LIABILITY IS ASSUMED FOR EXPENSES OR DAMAGES RESULTING FROM INTERRUPTION IN OPERATION OF EQUIPMENT, OR FOR INCIDENTAL, DIRECT, OR CONSEQUENTIAL DAMAGES OF ANY NATURE.**

In the event that there is a defect in materials or workmanship of a Da-Lite product, you may contact our Sales Partners at PO Box 137, Warsaw, IN 46581-0137, (574) 267-8101, (800) 622-3737.

IMPORTANT: THIS WARRANTY SHALL NOT BE VALID AND DA-LITE BRANDED PRODUCTS SHALL NOT BE BOUND BY THIS WARRANTY IF THE PRODUCT IS NOT OPERATED IN ACCORDANCE WITH THE DA-LITE WRITTEN INSTRUCTIONS.

Keep your sales receipt to prove the date of purchase and your original ownership.



A Milestone AV Technologies Brand

3100 North Detroit Street
Warsaw, Indiana 46582
P: 574.267.8101 or 800.622.3737
F: 574.267.7804 or 877.325.4832
E: info@da-lite.com
www.da-lite.com

DL-0337 5.14

© 2014 Milestone AV Technologies LLC. Printed in U.S.A.

76448