


Agility™ Battery Motor Option | Accessory Diagram



WIRED CONNECTION TO SCREEN

5V Power Adapter | Ships with Screen




During scheduled charging maintenance, plug male micro USB end on 5V Power Adapter into female micro USB charging port located in screen access door.

Plug wall adapter into wall outlet for power.

A complete charge may be achieved in approximately six hours.

PoE 5V Micro USB Adapter | Accessory



Plug male micro USB end on device into female micro USB charging port located in screen access door and connect to ethernet for continuous power through knockout hole located in the back of screen case for a wire-free aesthetic.



USB Charging Port

The charging port features a female micro USB to allow for 5V Power Adapter charging to standard power or connection to PoE 5V Micro USB Adapter for power only.

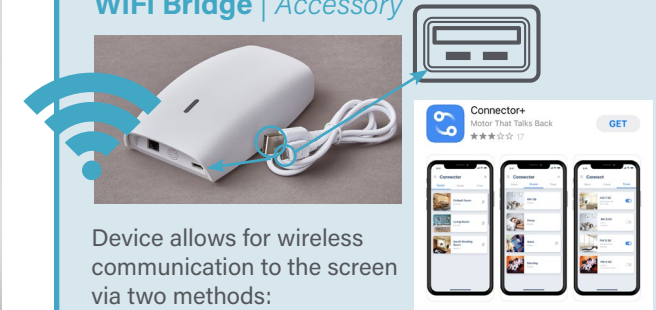
WIRELESS CONNECTION TO SCREEN

Handheld Remote | Ships with Screen



Control the screen up/down and adjust motor limits with wireless handheld remote operation. Featuring a range up to 60' / 18.2m (obstructions may lessen range) and a magnetic wall plate for tidy storage, this device comes with a 3V lithium battery.

WiFi Bridge | Accessory



Device allows for wireless communication to the screen via two methods:

- 1. App-Based Connection**
WiFi Bridge instructions provide QR code for easy app setup.
- 2. Third-Party Device**
WiFi Bridge allows control via third-party device.

WiFi Bridge requires power via a 5V micro USB.



FOR YOUR IMAGE | legrandav.com

USA 866.977.3901

av.da-lite.support@legrand.com

EMEA

+31 495 580 840

av.emea.sales@legrand.com

CANADA 877.345.4329

av.da-lite.support@legrand.com

APAC

+852 2145 4099

av.asia.sales@legrand.com

A brand of **legrand**

COMMERCIAL AV BRANDS