



INSTRUCTION BOOK FOR
Presenter (P-40/P-50)

Important Safety Instructions

When using your video equipment, basic safety precautions should always be followed, including the following:

- Do not place the screen near open flames or other heat sources.
- Do not place near an open window or fan, the air movement will affect picture quality and could cause the screen to fall over.
- Only place screen on a flat level surface. Failure to do so could result in damage to the screen.

Setting Up the Screen

1. Identify the location you will set up the screen. Make sure the location is level.
2. Pull down the four legs. Keep the screen in an upright position; make sure the legs are fully down and in the locked position (Figure 1).
3. Firmly grasp the handgrips on each side of the case with both hands. Push in on the buttons to unlock the case (Figure 2).
4. Pull the case apart slowly to extend the screen.

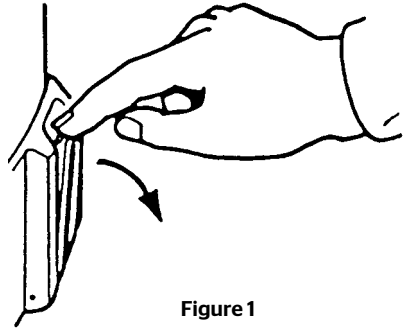


Figure 1

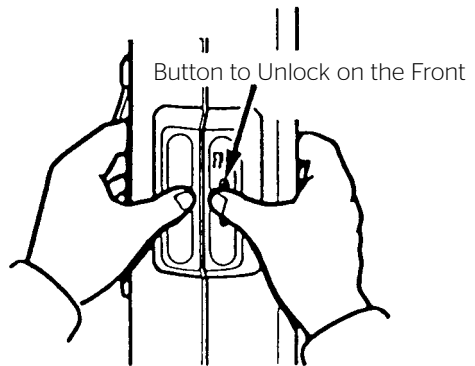


Figure 2

Closing the Screen

- 1. Firmly grasp both grips with both hands. Lift the case slightly above the surface while at the same time slowly moving both halves of the case together allowing the screen to retract into the case. Once closed, press firmly to lock the case (Figure 3).
- 2. Fold the four legs back in place against the case. To do this, grip the base of the leg and squeeze in the direction indicated by the arrows in Figure 5.

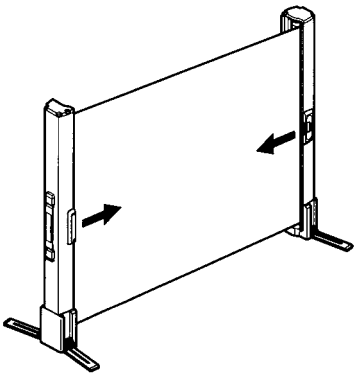


Figure 3

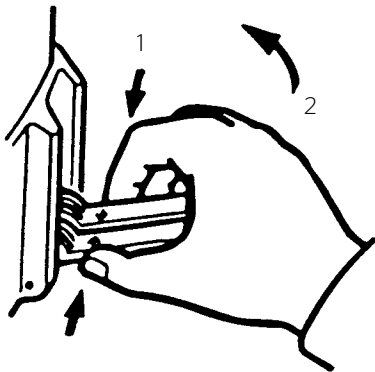


Figure 4

P-40 Specification

Shipping Dimensions:

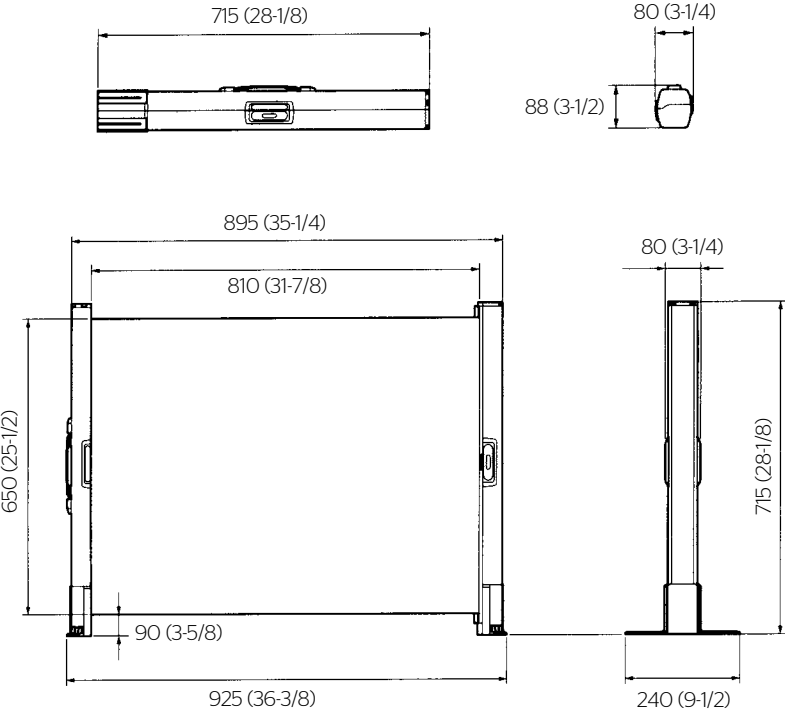
145 cm x 140 cm x 753 cm
5-3/4" x 5-1/2" x 29-5/8"

Weight Of Unit:

2.0 kg / 4.4 lbs.

Shipping Weight:

2.5 kg / 5.5 lbs.



P-50 Specification

Shipping Dimensions:

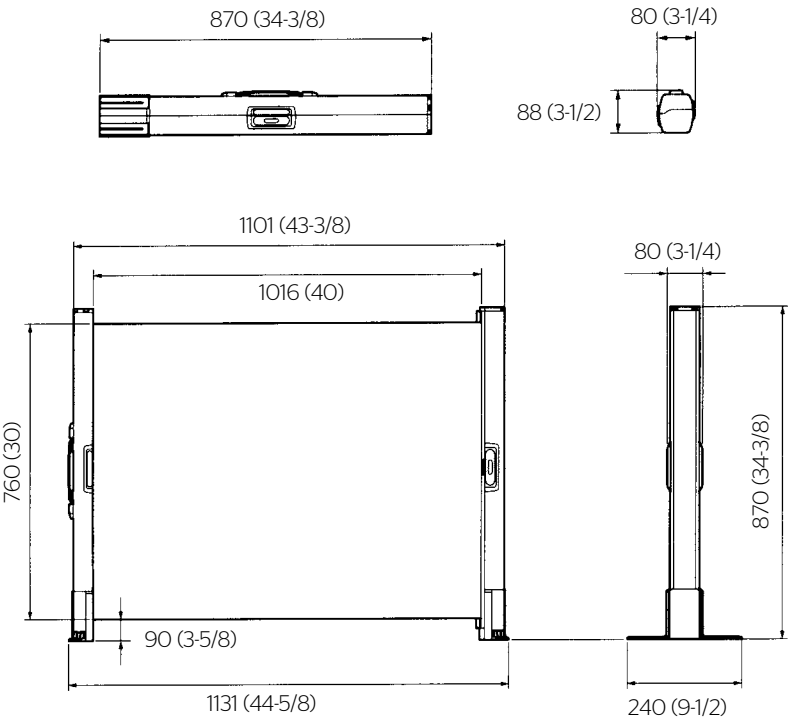
145 cm x 140 cm x 930 cm
5-3/4" x 5-1/2" x 36-5/8"

Weight Of Unit:

2.3 kg / 5.1 lbs.

Shipping Weight:

2.9 kg / 6.4 lbs.



Cleaning

Screen

The screen can be cleaned with a soft, dry cloth or soft brush to remove dust.

For dirt or stains, a mixture of mild detergent and water can be used on a soft cloth. Rub the spot lightly and let the screen dry completely before storing.

Do not use any type of solvent such as benzene, or paint thinner. This could damage the screen surface.

Case

Clean the case with a soft, dry cloth. A mixture of mild detergent and water can be used to clean stains.

Do not use any type of solvent such as benzene, alcohol or paint thinner. These could damage the case finish.

LIMITED ONE YEAR WARRANTY ON DA-LITE PRESENTATION PRODUCTS

Milestone AV Technologies LLC warrants certain Da-Lite branded products to the original purchaser only, to be free from defects in materials and workmanship for a period of one (1) year from the date of purchase by the original purchaser; provided they are properly operated according to Da-Lite's instructions and are not damaged due to improper handling or treatment after shipment from the factory.

This warranty does not apply to equipment showing evidence of misuse, abuse or accidental damage, or which has been tampered with or repaired by a person other than authorized Da-Lite personnel.

Da-Lite's sole obligation under this warranty shall be to repair or to replace (at Da-Lite's option) the defective part of the merchandise. Returns for service should be made to your Da-Lite dealer. If it is necessary for the dealer to return the screen or part to Da-Lite, transportation expenses to and from Da-Lite are payable by the purchaser and Da-Lite is not responsible for damage in shipment.

To protect yourself against damage or loss in transit, insure the product and prepay all transportation expenses.

TO THE MAXIMUM EXTENT PERMITTED BY APPLICABLE LAW, THIS WARRANTY IS IN LIEU OF ALL OTHER WARRANTIES, EXPRESS OR IMPLIED, INCLUDING WARRANTIES AS TO FITNESS FOR USE AND MERCHANTABILITY. Any implied warranties of fitness for use, or merchantability, that may be mandated by statute or rule of law are limited to the one (1) year warranty period. This warranty gives you specific legal rights, and you may also have other rights, which vary from state-to-state.

TO THE MAXIMUM EXTENT PERMITTED BY APPLICABLE LAW, NO LIABILITY IS ASSUMED FOR EXPENSES OR DAMAGES RESULTING FROM INTERRUPTION IN OPERATION OF EQUIPMENT, OR FOR INCIDENTAL, DIRECT, OR CONSEQUENTIAL DAMAGES OF ANY NATURE.

In the event that there is a defect in materials or workmanship of a Da-Lite product, you may contact our Sales Partners at PO Box 137, Warsaw, IN 46581-0137, (574) 267-8101, (800) 622-3737.

IMPORTANT: THIS WARRANTY SHALL NOT BE VALID AND DA-LITE BRANDED PRODUCTS SHALL NOT BE BOUND BY THIS WARRANTY IF THE PRODUCT IS NOT OPERATED IN ACCORDANCE WITH THE DA-LITE WRITTEN INSTRUCTIONS.

Keep your sales receipt to prove the date of purchase and your original ownership.



A Milestone AV Technologies Brand

3100 North Detroit Street

Warsaw, Indiana 46582

P: 574.267.8101 or 800.622.3737

F: 574.267.7804 or 877.325.4832

E: info@da-lite.com

www.da-lite.com

DL-0296 12.13

© 2013 Milestone AV Technologies LLC. Printed in U.S.A.

84250