

# Tensioned Conference Electrol®

Automatic Electric Projection Screen Model



SPECIFICATION DATA

**SUGGESTED SPECIFICATIONS:** \_\_\_\_\_ projection screen(s), \_\_\_\_\_(H) x \_\_\_\_\_(W). Tensioned Conference Electrol® screen shall have three motors, one to operate door, one to operate screen and one to operate document camera arm. Door motor electrically operated 120 volt (60 Hz) not more than 1.2 amp. Shall have motor mounted inside the roller, to be three wire with ground, quick reversal type, oiled for life, with automatic thermal overload cutout, integral gears, capacitor and an electric brake to prevent coasting. To have pre-set but adjustable limit switches to automatically stop fabric door in the "down" position. The door will lift to the closed position where an internal micro-switch will cut off the electrical current to the door motor. The roller to be of rigid aluminum. Screen motor is electrically operated 120 volt (60 Hz) not more than 2.4 amp. Shall have motor mounted inside the roller, to be three wire with ground quick reversal type, oiled for life, with automatic thermal overload cutout, integral gears, capacitor and an electric brake to prevent coasting. To have pre-set but adjustable limit switches to automatically stop picture surface in the "up" and "down" positions. The roller to be of rigid metal. Camera arm motor is electrically operated 120 volt (60 Hz) not more than 2.4 amp. Shall have motor mounted inside the roller, to be two wire with ground quick reversal type, oiled for life, with automatic thermal overload cutout, integral gears, capacitor and an electric brake to prevent coasting. To have pre-set but adjustable limit switches to automatically stop the camera

arm in the "up" and "down" positions. Screen fabric to be seamless, flame retardant and mildew resistant vinyl, with black masking borders standard. Each side of the fabric to have tab guide cable system to maintain even lateral tension and hold surface flat. Custom slat bar with added weight maintains vertical tension on the screen surface. The ends of the slat to be protected by heavy duty plastic caps enclosing a preset adjustable mechanism for screen tensioning. Case shall be constructed of ¾" medium density fiberboard. Bottom of case to be self-trimming with a built-in flange around the bottom of the case. A section of the bottom of the case shall be an aluminum door equipped with hinges so that it opens and closes automatically with the lowering and raising of the picture surface. The balance of the bottom of the case shall be a second hinged aluminum door with manual opening to provide access. Hinges shall be mounted in a concealed way. Junction box shall be internally integrated into the housing making it possible to install the housing and wire to the building's electrical system during construction. The junction box shall contain a quick connect connector that is mounted in the housing for easy plug-in connection to the motorized fabric and roller assembly. The motorized fabric and roller assembly to be installed in the case at the factory or at a later time at the job site. To be complete with integrated low voltage control unit and three position control switch and cover plate.



## HDTV (16:9) Format Dimensions

Viewing Area (H x W)		Nominal Diagonal		Maximum Drop*		Overall Length of Case		Weight.		Approx. Ship. Wt.	
In.	Cm	In.	Cm	In.	Cm	In.	Cm	Lbs.	Kg	Lbs.	Kg
45" x 80"	114 x 203	92"	234	19"	48	120"	305	1325	147.4	569	258.1
52" x 92"	132 x 234	106"	269	12"	30	120"	305	340	154.2	584	264.9
54" x 96"	137 x 244	110"	279	25½"	65	143⅞"	364	378	171.5	662	300.3
58" x 104"	147 x 264	119"	302	21½"	55	143⅞"	364	383	173.7	667	302.5
65" x 116"	165 x 295	133"	338	14½"	37	143⅞"	364	396	179.6	680	308.4

## Wide (16:10) Format Dimensions

Viewing Area (H x W)		Nominal Diagonal		Maximum Drop*		Overall Length of Case		Weight.		Approx. Ship. Wt.	
In.	Cm	In.	Cm	In.	Cm	In.	Cm	Lbs.	Kg	Lbs.	Kg
50" x 80"	127 x 203	94"	239	14"	36	120"	305	326	147.9	570	258.5
57½" x 92"	146 x 234	109"	277	22½"	57	143⅞"	364	378	171.5	662	300.3
60" x 96"	152 x 244	113"	287	19½"	50	143⅞"	364	381	172.8	665	301.6
65" x 104"	165 x 264	123"	312	14½"	37	143⅞"	364	384	174.2	668	303.0
69" x 110"	175 x 279	130"	330	10½"	27	143⅞"	364	390	176.9	674	305.7
72½" x 116"	184 x 295	137"	348	7"	18	143⅞"	364	403	182.8	687	311.6

## PRODUCT NOTES

- All viewing surfaces will be seamless.
- All viewing surfaces are standard with black backing.
- \*All screens standard with 12" (30 cm) black drop at top except the 69" x 110", which has 10½" (27 cm), and the 72½" x 116", which has 7" (18 cm).
- Custom formats and sizes available upon request. Contact Da-Lite for feasibility.
- Overall case length dimensions +/- ¼" (6 mm).
- Detail dimensional drawings, wiring diagrams and installation instructions available upon request.
- Specifications subject to change without notice.

## WHEN ORDERING, MARK APPROPRIATE SELECTIONS

- Select size from charts above.
- Select viewing surface (All Da-Lite surfaces are GREENGUARD GOLD Certified.):
 

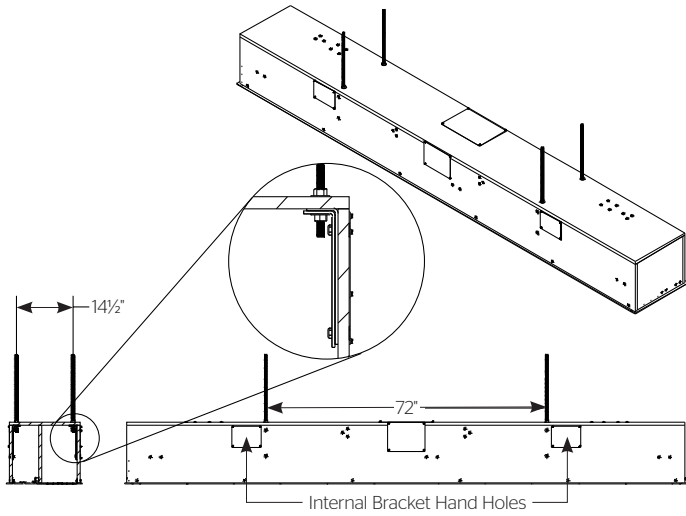
<input type="checkbox"/> HD Progressive 0.6	<input type="checkbox"/> HD Progressive 1.1 Contrast
<input type="checkbox"/> HD Progressive 0.9	<input type="checkbox"/> HD Progressive 1.3
<input type="checkbox"/> HD Progressive 1.1	<input type="checkbox"/> Da-Mat®
- Options:
 

<input type="checkbox"/> 220/240 Volt (50 Hz) motor.
--
- Optional accessories:
 

<input type="checkbox"/> Wireless Remote Control for LVC.	<input type="checkbox"/> Key Locking Cover Plate for LVC Switch.
<input type="checkbox"/> Radio Frequency Remote	<input type="checkbox"/> Plenum Enclosure - For use in environmental air space.
<input type="checkbox"/> Radio Frequency Range Extender	
<input type="checkbox"/> Infrared Remote	

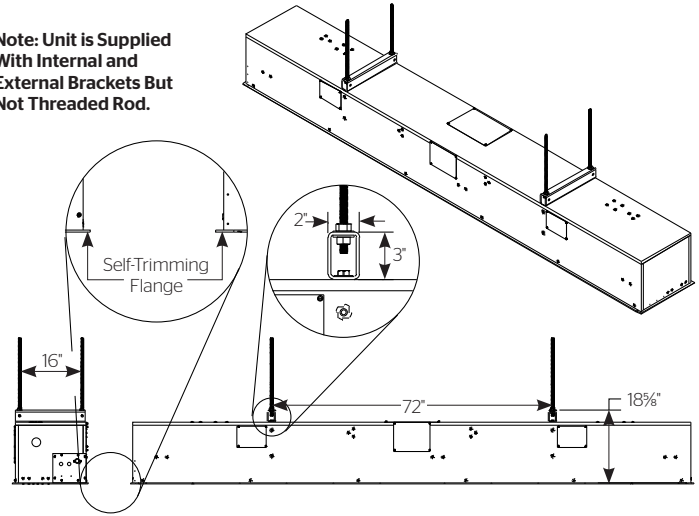
**SUGGESTED METHODS OF INSTALLATION**

**With Internal Hanger Bracket**

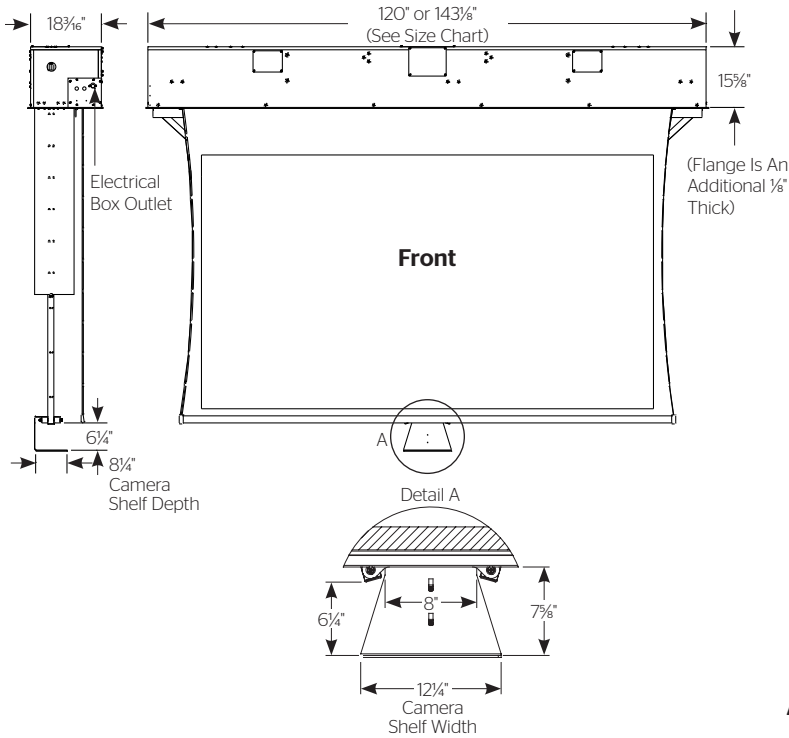


**With External Hanger Bracket**

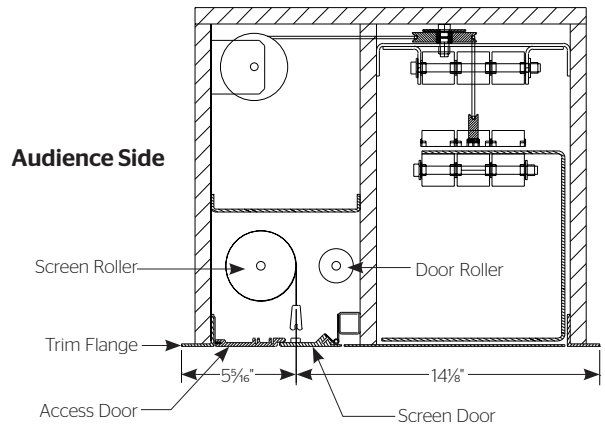
**Note: Unit is Supplied With Internal and External Brackets But Not Threaded Rod.**



**PRODUCT VIEWS**



**Side View**



Project Name:	_____
Architect:	_____ Phone: _____
Contractor:	_____ Phone: _____
Date:	_____ Revised: _____



FOR YOUR IMAGE | [legrandav.com](http://legrandav.com)

<b>USA</b>	<b>P 866.977.3901</b>	<b>E <a href="mailto:av.da-lite.support@legrand.com">av.da-lite.support@legrand.com</a></b>
<b>CANADA</b>	<b>P 877.345.4329</b>	<b>E <a href="mailto:av.da-lite.support@legrand.com">av.da-lite.support@legrand.com</a></b>
<b>EMEA</b>	<b>P +31 495 580 840</b>	<b>E <a href="mailto:av.emea.sales@legrand.com">av.emea.sales@legrand.com</a></b>
<b>APAC</b>	<b>P +852 2145 4099</b>	<b>E <a href="mailto:av.asia.sales@legrand.com">av.asia.sales@legrand.com</a></b>

© 2020 Legrand AV Inc. DL-0193 (Rev. 4) 5/20 Da-Lite is a registered trademark of Legrand AV Inc. All other brand names or marks are used for identification purposes and are trademarks of their respective owners. All patents are protected under existing designations. Other patents pending.



**COMMERCIAL BRANDS**

Chief | Da-Lite | Middle Atlantic | Projecta | Vaddio